

INNSBRUCK




INNSBRUCK



Quality, Value & Innovation Since 1983

INNSBRUCK RVing is in



26 Floor Plans! Among Innsbruck Lite, Travel Trailer, Lodge & Fifth Wheels

*28 RLR shown
in Red Rock*

Even though nature surrounds you, your breath of fresh air will come from Innsbruck's main living space upon entry. Expand the slide-outs and you have a true home on wheels that will take you on adventure after adventure.

Whether relaxing alone or sharing quality travel time with family and friends, the Innsbruck offers functional floor plans that don't forget stylish design, comfort and warmth.

Hardwood cabinet doors finished richly by Gulf Stream's craftsmen offer more than enough storage space surrounding the focal fireplace and entertainment center flanked by vertical windows that bring outdoors in.

E-Z store sofa does just that. Gain access to linens and supplies easily behind and underneath the cushions. There is storage everywhere in an Innsbruck!

Dine in

28 RLR dinette shown in Red Rock



398 DLS Galley

It's hard to not appear a happy homemaker when bustling throughout the Innsbruck kitchen with its large residential style kitchen sink, high watt carousel microwave, & large double door refrigerator/freezer with adjustable thermostat. The galley features a 3-burner high output range and large oven, deep overhead cabinets, shelved pantry, backsplash, as well as bar stools and enlarged two-tier counter top (based on specific floor plan).

Decorator valences frame and add a finishing touch to the dinette booth that can comfortably seat up to eight hungry campers.

INNSBRUCK Stay in



Incre-TABLE!

Versatile seating
from dinner for 2
to a party of 8

Nobody's left out during dinner, snacks, or games. Everybody has fun and is comfortable seated around the dinette that includes two cushioned cube stools for those whose philosophy is the more the merrier!

(Smart solution storage available under queen bed for stools.)



By arranging the portable bench seats and table you can convert the Incre-TABLE into the setup that best suits your needs...

from seating for a gathering of 8, to a u-shaped dinette for 6, to bench seating for 4.

Settle in



Hide & Sleep!
Out of sight
is out of mind.
Sweet dreams...

Handsome surroundings follow through to the sleeping area where rest will come easily on an innerspring mattress beneath a quilted comforter. Whether you choose a king or queen size bed (based on floor plan), the "Lift-up" storage area is standard in all the Innsbruck travel trailers and fifth wheels to better accommodate your storage needs.



INNSBRUCK Sleep in



Leave the tents
in the backyard.
Enjoy the comfort
and privacy of the
bunk house.

More than kid-friendly, young boys and girls and teens are thrilled with their casual sleeping quarters that can include a single bunk over a double bed with storage and more sleeping room across the way. Siblings, cousins, or just good friends will remember what dreams are made of when they vacation in the Innsbruck.

From bed to bath, a smart glass corner shower and compact high performance sink know their duties.



Details



3 in 1 feature • from sofa to sleeper to extra hidden storage



AM/FM/CD/DVD
Touch Plex stereo theatre




Lined drawers with roller bearing guides for ease and cleanliness



Crank out windows keep you dry while circulating fresh air

Quality Construction

① Gulf Stream constructs each coach using only the finest quality materials. The 5/8" floor decking is both glued and screwed to the sturdy 2x3 floor joists which are 13" on center and fully insulated. Then the floor assembly is bolted to the steel frame, providing one of the strongest floor systems on the market!



② At Gulf Stream, we go through several rigid inspections that include water, gas, electrical, structural, and of course, cosmetic aspects of your new RV.



③ Micro-lam (laminated wood headers) are used in slide-room openings. These eliminate the warping that many other manufacturers experience.



④ A secondary "cap seal" is applied over all exterior corner joints. The "cap seal" is a non-silicone base sealant that will not blacken or yellow with time.

⑤ Our roofs are 4 1/2" solid wood bow truss rafters. They are designed for good drainage and maximum strength. Features include • Double trusses are used at the air conditioner ducts. • Optional central air conditioner uses 1/4" insulated foam duct work (a coffee cup is only 1/8") and radius joints for maximum air flow and comfort. • Backers are installed where all interior equipment is screwed in from below (not shown). • Wood decking is glued, screwed and topped with a one-piece seamless roof (not shown).



⑥ Gulf Stream uses the best slide room system construction techniques, many that we have pioneered to become the industry leader.

4 1/4" tall by 1/4" thick steel support beam is a unique feature used on all "Super-Slide" models. This gives Gulf Stream a true "Clear Span" slide room.



INNSBRUCK Standard Features

- Hard-wired Slide Rooms
- Contemporary White Doors and Windows
- Large Double Door Refrigerator w/ Thermostat
- Gas Water heater w/ Auto Ignition
- Pass-Thru Storage on Most Models
- 13,500 BTU Air Conditioner
- Decorator Mini-Blinds Standard!
- Color Coordinated Awning
- 30" Wide Radius Entry Door w/ Window
- Hardwood Mortise & Tenon Cabinet Doors
- Carousel Microwave Oven
- E-Z Store Sofa – Easiest Access Around!
- Large Storage Chest Behind Sofa Slides
- Queen Bed w/ Innerspring Mattress (most models)
- Wall Mounted Light Switches incl. Bathroom
- Designer Bedspreads
- LP Leak Detector & CO2 Detector
- Smoke Detector
- Roller Bearing Drawer Guides
- Space Saver Under Floor Water Tank – 54 gal.
- Power Roof Vent in Bath
- Deluxe Wallpaper Border in Living Room
- Cable TV Hook-Up
- Bed-Lift Pistons (where applicable)
- Rain Guard Gutter Rail w/ Down Spouts
- Insulated Exterior Storage Compartments
- TV Antenna w/ Booster
- EZ Access Gas Bottle Cover
- Patio and Hitch Lights
- Step Light
- Pass Through Storage Light
- Sewer Termination Lights
- Large Residential Style Kitchen Sink
- Double or Triple Easy-Open Entry Steps
- AM/FM/CD/DVD Touch Plex Stereo Theatre
- Water Heater Bypass
- Extra TV Jack in Bedroom
- Systems Monitor Panel
- In-Floor Insulated Ducted Heat (frees up more cabinet space)
- Power Range Hood w/ Light and Fan
- All Walls Mounted ON Floors (not next to them)
- Decked One-Piece Roof Featuring a 12-Year Warranty
- 2 x 4 ½" Residential Style Bow Truss Roof System (strongest construction available) w/ Ducted Air Conditioner Option
- Sidewalls are Screwed to Ceiling and Floor and Strapped w/ Strong Galvanized Steel Straps
- Dadoed Belt-Rail Wall Construction Combined w/ Galvanized Steel Straps & Screws for Unmatched UNI-BODY Strength
- 5/8" Floor Decking Glued & Screwed
- Hand-cut & Glued Fiberglass Insulation
- Clear Span Power Slide-Out Rooms w/ Steel Header
- Solid Box & I-Beam Heavy Duty Steel Frames


Supreme Package includes:

- Pleated Shades
- Residential Door Casing
- Scare Light
- Residential Medicine Cabinet
- Glass in Slide Room Overhead Doors
- Outside Speakers
- Swing Away Grab Handle
- Pots-n-Pans Drawer

Popular Options

- 4 Door Slide-Out Overhead Cabinet
- Tub ipo Shower Pan
- Fiberglass "Slick Side" Exterior
- Roof Rack and Ladder
- Hide-a-Bed Sofa (select Slide-Outs)
- Spare Tire, Carrier and Cover
- Bright Trim Package:
 - Wheel Trim & Polished Bumper Cover,
 - Swing Away Assist Handle
- Outside Shower
- Sunroom Option (w/ Table, 4 Chairs, 4 Vista Windows)
- 2 or 4 DR Slide-Out Overhead Cabinets
- Crank Down Stabilizer Jacks
- Electric Hitch Jacks (5th Wheels)
- Self Cleaning Shower Door
- Ceiling Paddle Fan (Lodge Series & 5th Wheels)
- Fantastic Attic Fan

Interior Decor



Rustic Burgundy



Nutmeg Tan



Red Rock



Wheat Tan



Saddle



MODEL 24 RKL

Length 27'11"
 Height w/AC 10'9"
 Carrying Capacity 1,890
 Hitch Weight 890

Dry Weight 5,683
 Fresh Water 54
 Waste Water Tank 74
 Dual LP Bottles 20 lbs
 Furnace BTU's 25,000



MODEL 259 BHL

Length 28'11"
 Height w/AC 10'9"
 Carrying Capacity 1,820
 Hitch Weight 730

Dry Weight 5,910
 Fresh Water 54
 Waste Water Tank 74
 Dual LP Bottles 20 lbs
 Furnace BTU's 25,000



MODEL 269 BHL

Length 30'8"
 Height w/AC 10'9"
 Carrying Capacity 1,710
 Hitch Weight 820

Dry Weight 6,110
 Fresh Water 54
 Waste Water Tank 74
 Dual LP Bottles 20 lbs
 Furnace BTU's 25,000



MODEL 27 DSL

Length 31'5"
 Height w/AC 10'9"
 Carrying Capacity 1,810
 Hitch Weight 990

Dry Weight 6,180
 Fresh Water 54
 Waste Water Tank 74
 Dual LP Bottles 20 lbs
 Furnace BTU's 25,000

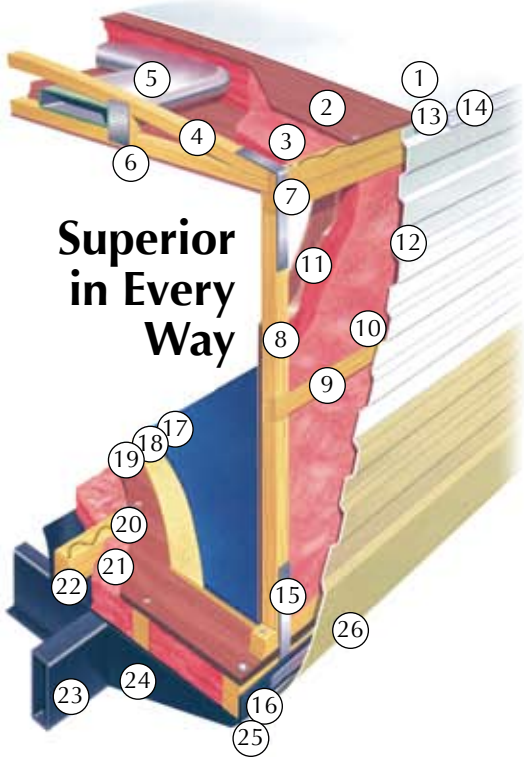


MODEL 275 FSL

Length 29'10"
 Height w/AC 10'1"
 Carrying Capacity 2,060
 Hitch Weight 710

Dry Weight 5,650
 Fresh Water 54
 Waste Water Tank 74
 Dual LP Bottles 20 lbs
 Furnace BTU's 25,000





Superior in Every Way

1. One-piece, seamless roof with 12-year warranty
2. Strong wood roof decking, glued and screwed
3. Thick blanket of fiberglass insulation
4. 4 1/2" residential style bowed roof truss system (not particle board)
5. Insulated air conditioning duct system with radius corners for improved air flow (optional)
6. Interior ceiling board
7. Galvanized steel straps – used to increase the roof-to-sidewall transition strength and solidify our uni-body construction
8. Sturdy 2 x 2 wood sidewall construction, 16" on centers (walls are always set on the floor, not next to it, for maximum strength, and screwed into place)
9. Dadoed belt rail construction through the middle of the side and end walls provides additional uni-body strength
10. Thick blanket of fiberglass insulation, hand cut and fit for long lasting energy efficiency
11. Glue used to bond hand cut insulation to interior wall board – to eliminate possible slipping or movement
12. Exterior aluminum siding with baked enamel finish
13. Butyl caulking for superior seal and less black streaks
14. Drip rail/awning rail, screwed to roof framing – helps keep unit clean
15. Galvanized steel straps – used to increase the sidewall-to-floor transition strength and solidify our uni-body construction
16. Tough poly max underbelly wrapped up sides and ends, protects against moisture and road debris
17. Plush, durable residential-style carpeting (Supreme)
18. Thick foam carpet padding (Supreme)
19. 5/8" floor decking screwed and glued
20. Floor decking glued and screwed to floor joists
21. Thick blanket of fiberglass insulation
22. Sturdy 2 x 3 wood floor joist system, 13" or less O.C.
23. 2 x 6 tubular steel frame (up to 30') 8" I-Beam frame (32' and up)
24. Full width steel outriggers – superior strength and support
25. Steel bolts secure floor to steel outriggers
26. Exterior metal is screwed into floor framing from side, not stapled from the bottom, preventing leaks



Quality, Value & Innovation Since 1983
Gulf Stream Coach is a privately owned company with over 26 years of RV manufacturing experience.

RV dealers and consumers look to Gulf Stream for high-value products offering quality construction, innovative features, contemporary design, unmatched service, and continual support.

Gulf Stream offers the largest product line in the industry. From entry level travel trailers to luxury motorhomes - all use the most advanced manufacturing techniques.

www.GulfStreamcoach.com



INNSBRUCK

24 Month Warranty on Structural Components*

In addition to our standard one year warranty, Gulf Stream Coach, Inc. offers an exclusive 24 month warranty on structural components. In addition, major component manufacturers are providing 24 month warranties on their products installed in Gulf Stream units such as refrigerator, antenna, furnace, water heater, air conditioner, awning, range, microwave and more. See official written Gulf Stream warranty for complete details and restrictions.

Post Office Box 1005

Nappanee, IN 46550

• Your Gulf Stream Coach Dealer •

For more information and available options, contact your local Gulf Stream Dealer, www.GulfStreamcoach.com, or Gulf Stream Coach, Inc. Gulf Stream: Reserves the right to make changes in prices, colors, materials, components, and specifications and to discontinue models at any time without notice or obligation. Assumes no responsibility for any error in type or print reproduction of specifications or floor plans in this brochure. Photos may show equipment or items that are optional and are not included in the price of the trailer. Experience and review a current model at your nearest dealer. ©2010 Gulf Stream Coach, Inc. Nappanee, Indiana U.S.A.

40m/2/10